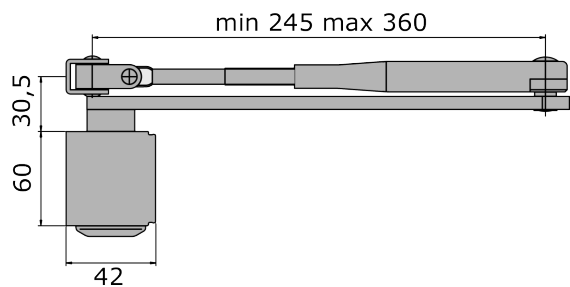


Datablad for GR200 dørlukker

Tekniske karakteristika	GR200
Størrelse	EN 2/3/4
Max. dimension på dør	< 1100 mm
Max. vægt af dør	< 80 kg
Testet til branddøre*	Ja
Lukkehastighed, justerbar 180° - 15°/15° - 0°	Ja
Slutmæk, justerbar 7° - 0°	Ja
Åbningsbremse, justerbar 70° - 180°	Ja
Lukkeforsinkelse, justerbar 105° - 70°	Nej
Standardarm	Ja
Glidearm	Tilbehør
Stoparm	Tilbehør
Overholder EN 1154 + CE godkendt	Ja
Standard farver: Grå og Hvid	Ja

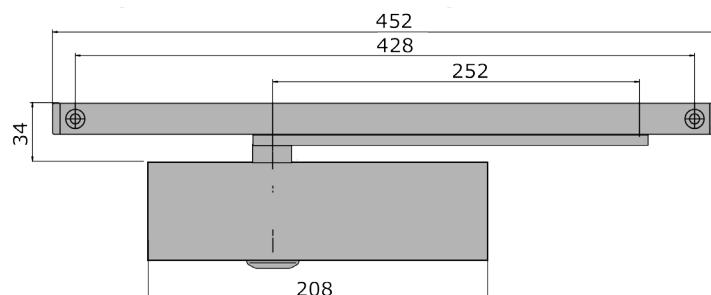
*er testet i overensstemmelse med EN 1634 brandtest

Varenr.	Beskrivelse
Nr. 04080	GR. 200 dørlukker. Grå inkl. standardarm.
Nr. 04081	GR. 200 dørlukker. Hvid inkl. standardarm.



Nr. 04085 GR. 200 dørlukker. Grå inkl. glidearm.

Nr. 04086 GR. 200 dørlukker. Hvid inkl. glidearm.



Nr. 04117 Glidearm

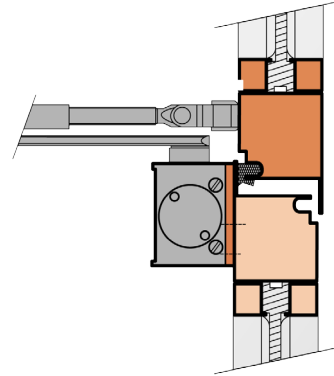
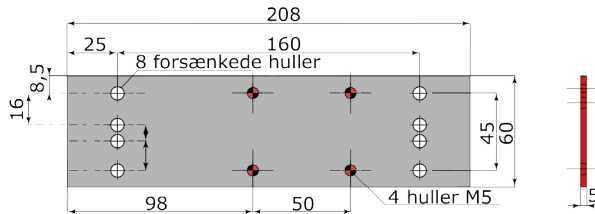


Nr. 04103 Stoparm højre/venstre til dørlukker. Grå.
"Må ikke anvendes på branddøre."

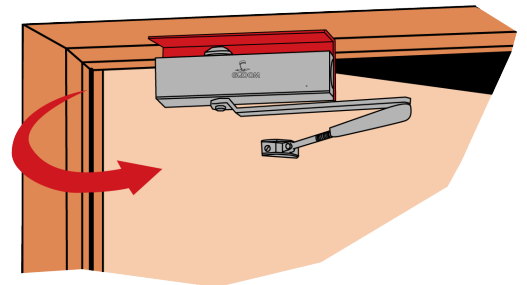
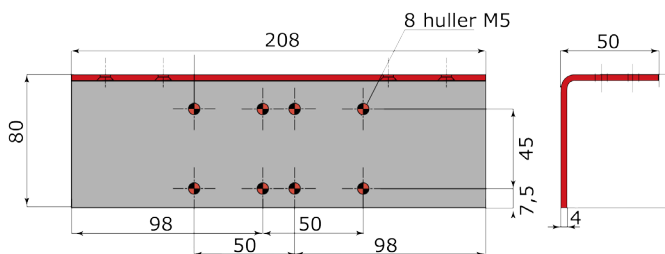


Varenr. Beskrivelse

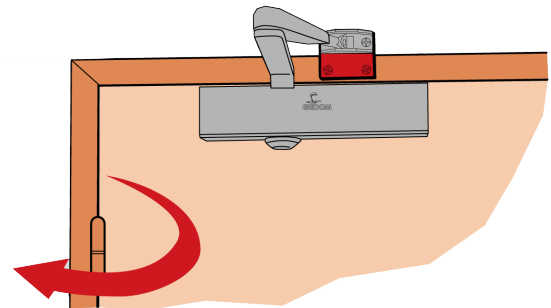
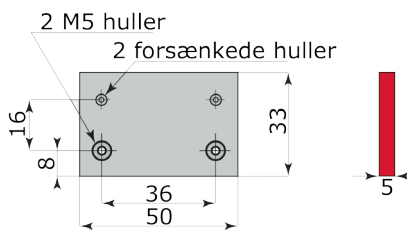
Nr. 04094 Flad konsol



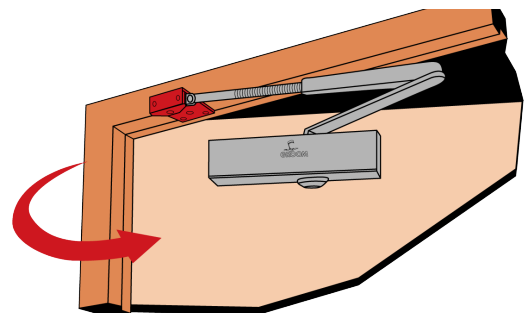
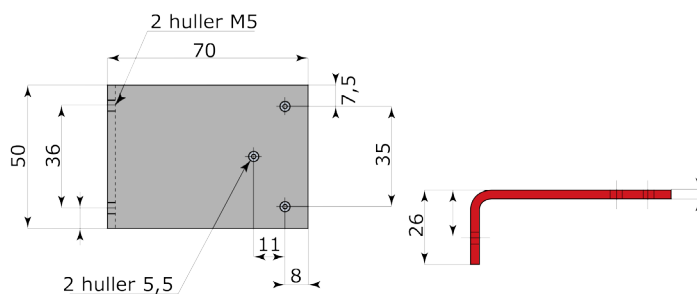
Nr. 04118 Vinkel konsol

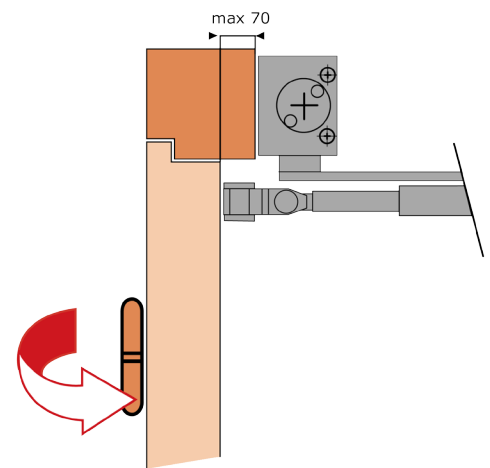
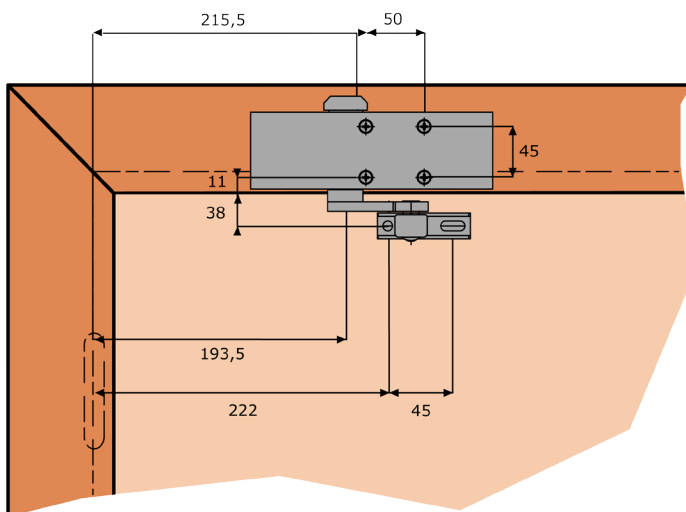
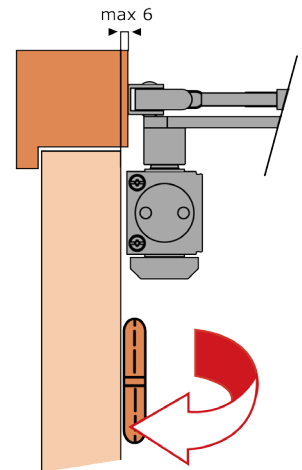
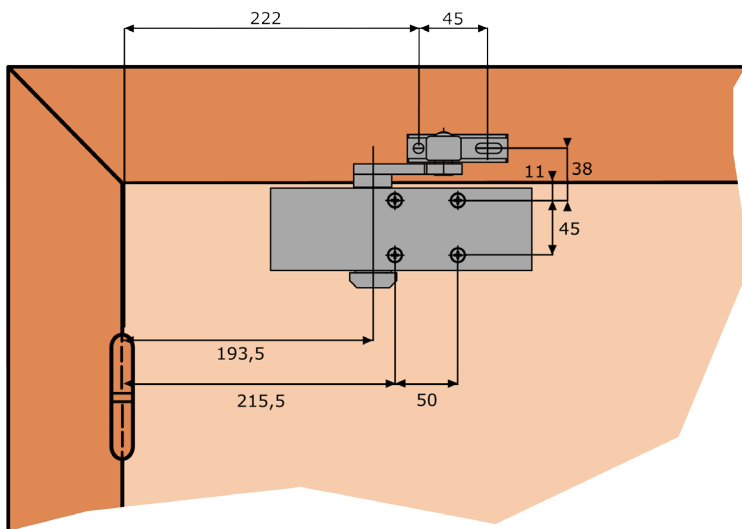


Nr. 04082 Ståldørs konsol



Nr. 04083 Parallelarms konsol





Parrallelarms konsol

