

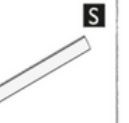
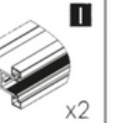
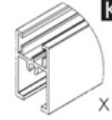
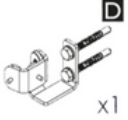

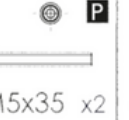
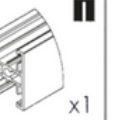
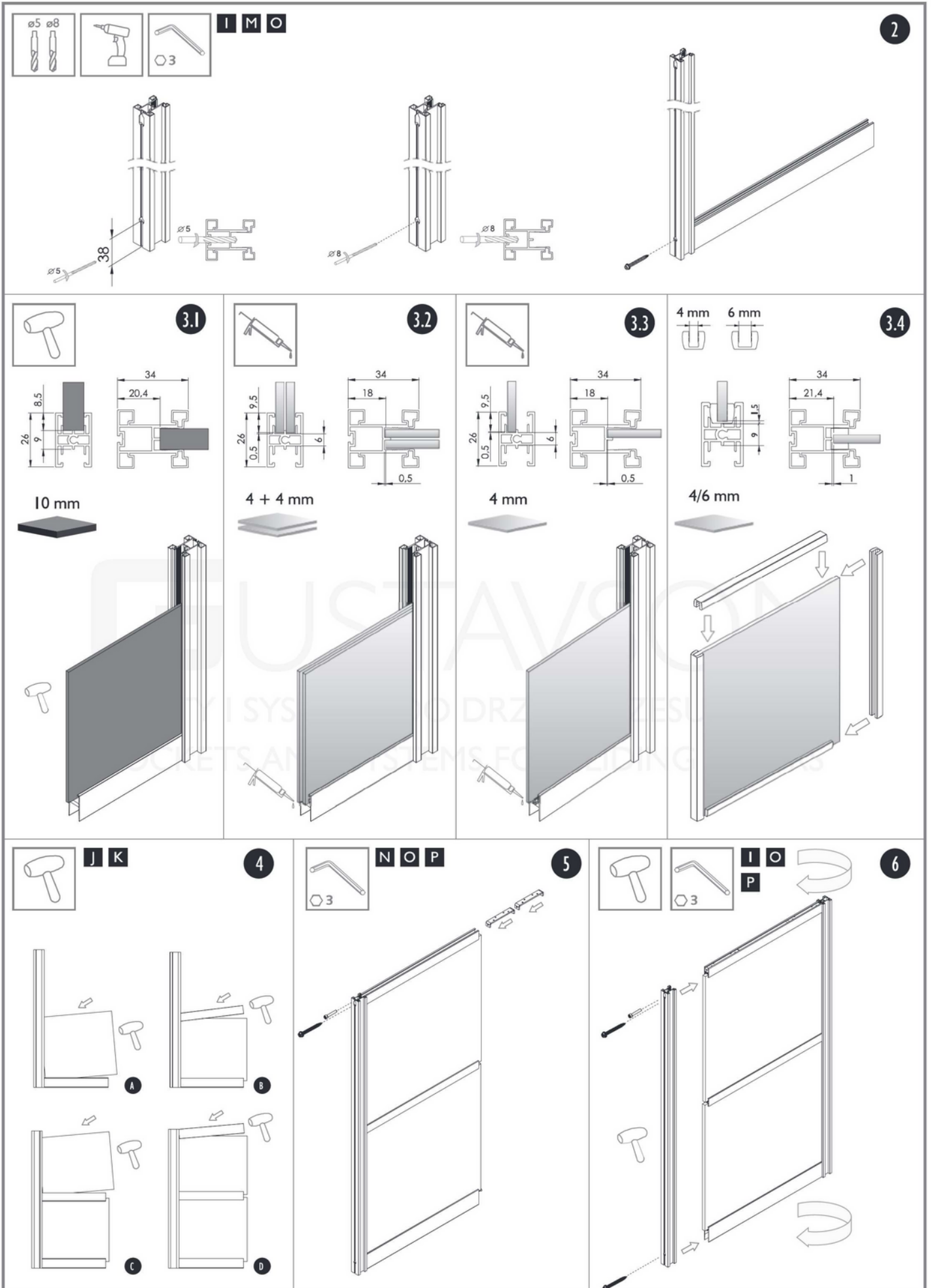
 M x1	 N x2	 E x1	 S	 I x2				
 K x1	 D x1	 O 4,2x38 x4	 P M5x35 x2	 I x1				

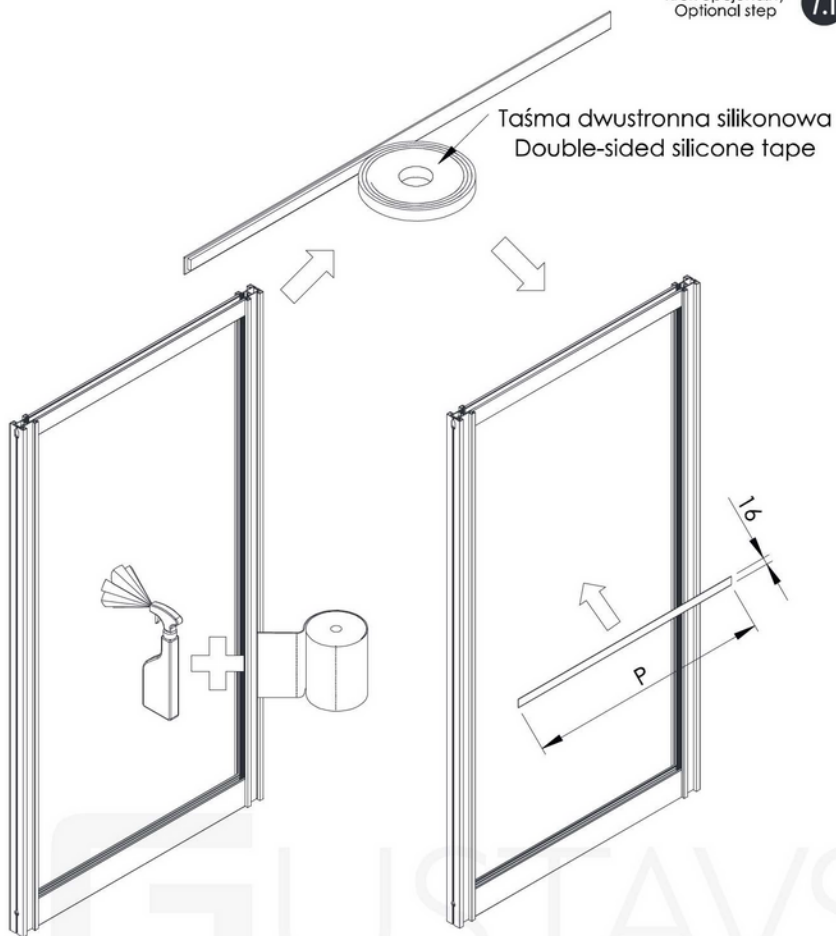
SI	$SI = S + 90$	Dørbredde [mm]
HI	$HI = H + 70$	Dørhøjde [mm]
LR	$LR = HI$	Beslag længde [mm]
R	$R = SI - 64$	Længde af horisontal profiler [mm]
P	$P = SI - 59,5$	Længde af limet flad jern [mm]

Plade - 10mm		
HP	$HP = HI - 64$	Højde på plade [mm]
BP	$BP = SI - 41$	Bredde på plade [mm]
Glas med pakning, 6mm		
HL	$HL = HI - 67$	Højde på glas [mm]
BL	$BL = SI - 44$	Bredde på glas [mm]



S

Krok opcjonalny
Optional step 7.1



T

Krok opcjonalny
Optional step 7.2

Wkładanie uszczelki
Inserting the seal



U

Krok opcjonalny
Optional step 8

